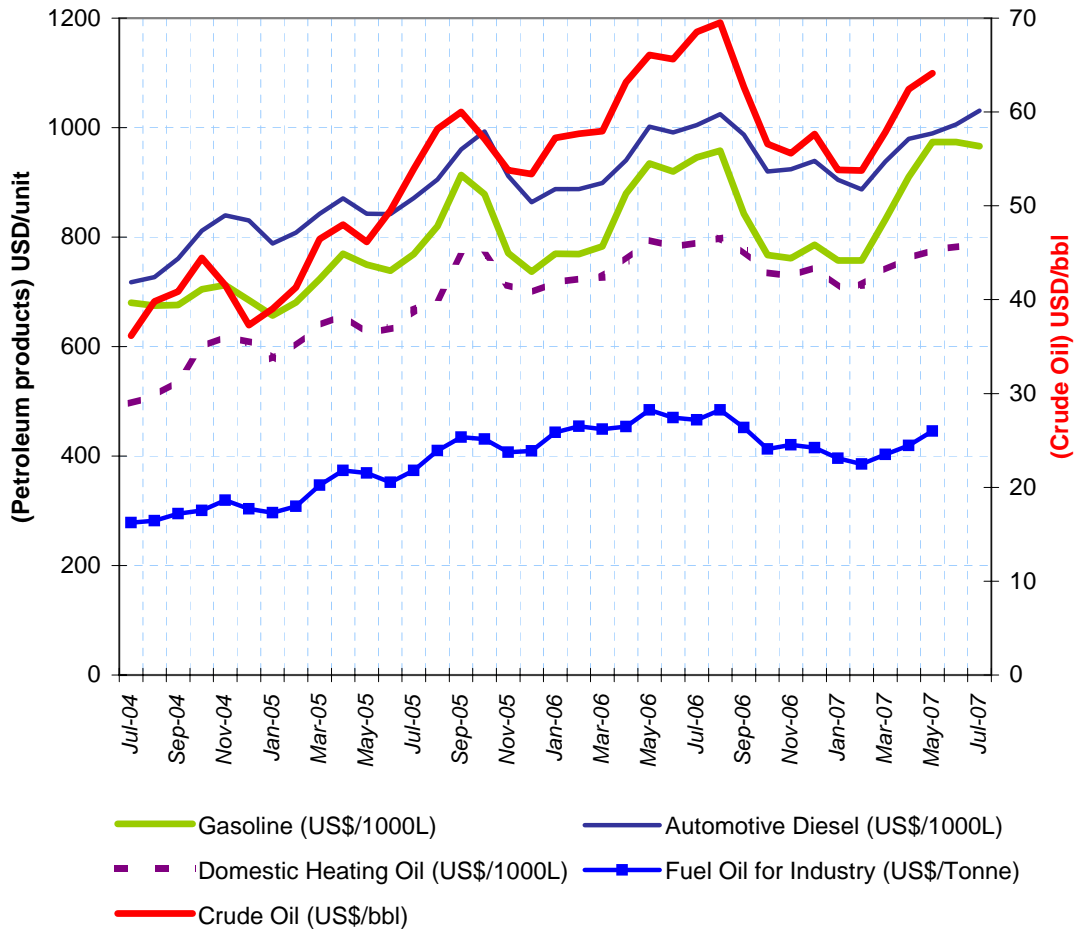




END-USER PETROLEUM PRODUCT PRICES AND AVERAGE CRUDE OIL IMPORT COSTS

July 2007

INTERNATIONAL ENERGY AGENCY
AGENCE INTERNATIONALE DE L'ENERGIE
9, rue de la Fédération, 75739 PARIS CEDEX 15 FRANCE
prices@iea.org



* Weighted average price including taxes using current exchange rates for France, Germany, Italy, Spain, UK, Japan, Canada and USA.

For the two most recent months, consumption is estimated based on the previous year.

© OECD/IEA, 2007

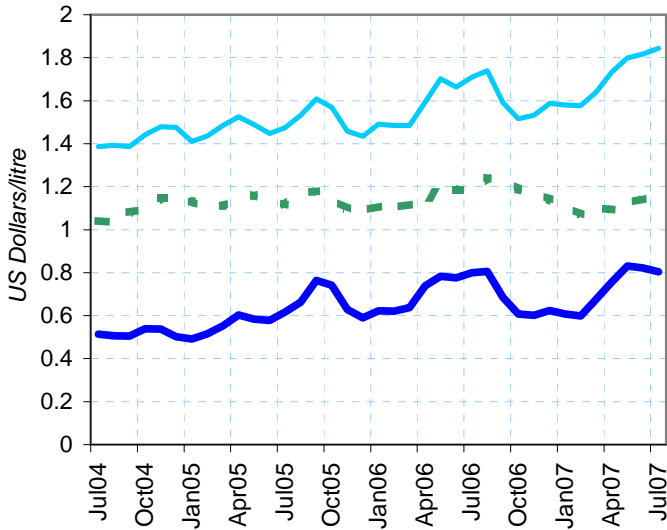


END-USER PETROLEUM PRODUCT PRICES AND AVERAGE CRUDE OIL IMPORT COSTS

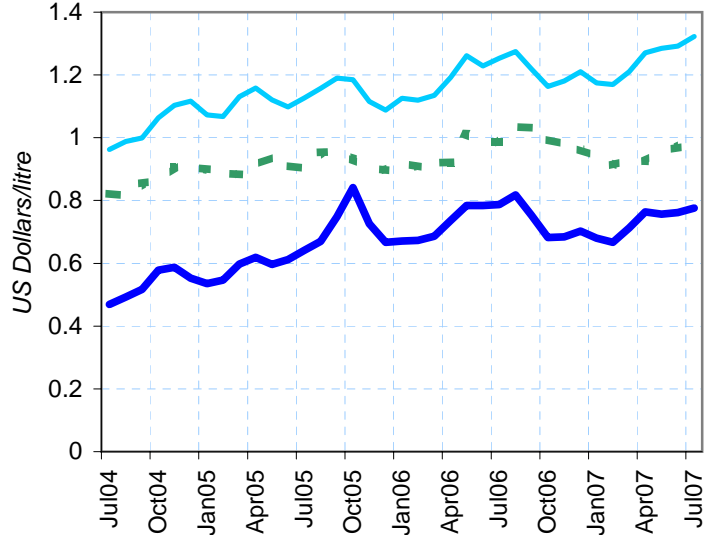
July 2007

END-USE PRICES FOR PETROLEUM PRODUCTS *

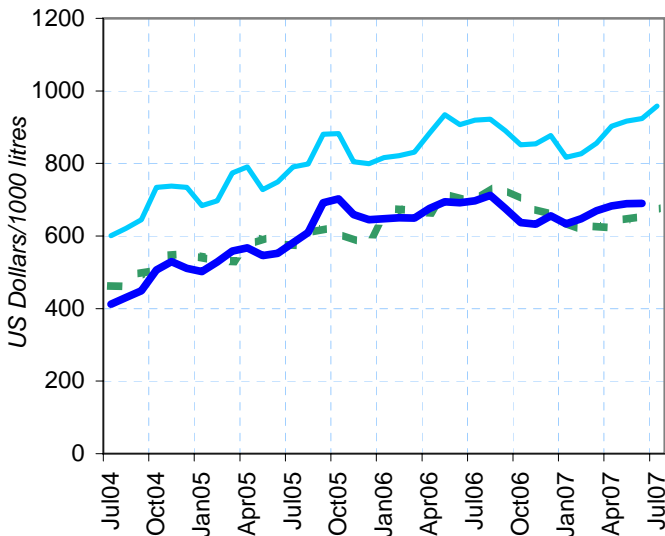
GASOLINE



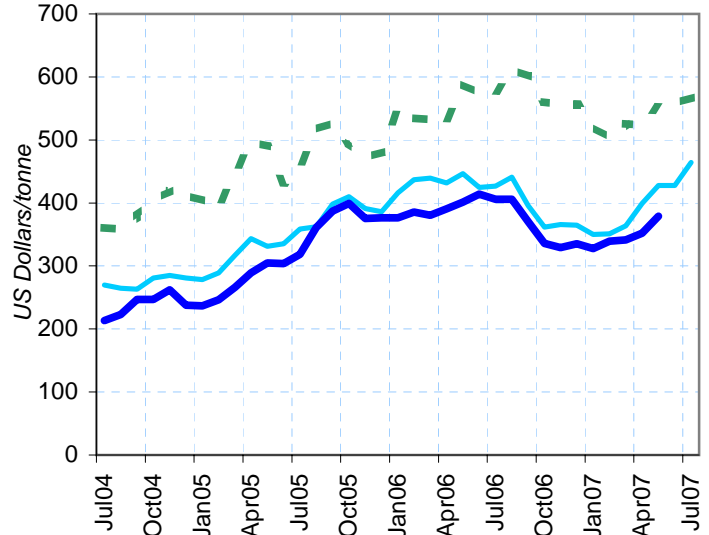
DIESEL



DOMESTIC HEATING OIL



FUEL OIL FOR INDUSTRY



■ Japan — Europe — North America

* Europe includes France, Germany, Italy, Spain and the United Kingdom; North America includes the United States and Canada.

Weighted average price including taxes. For the two most recent months, consumption is estimated based on the previous year.



END-USER PETROLEUM PRODUCT PRICES AND AVERAGE CRUDE OIL IMPORT COSTS

July 2007

AVERAGE END-USE PRICES *

	NATIONAL CURRENCY *						US DOLLARS					
	Total Price	% change from		Ex-Tax Price	% change from		Total Price	% change from		Ex-Tax Price	% change from	
		Jun-07	Jul-06		Jun-07	Jul-06		Jun-07	Jul-06		Jun-07	Jul-06
GASOLINE ¹ (Price per Litre)												
France	1.316	-	-0.3	0.498	-	-3.3	1.804	1.8	7.7	0.683	1.8	4.4
Germany	1.367	-1.9	-0.7	0.494	-4.3	-7.1	1.874	-0.1	7.2	0.677	-2.5	0.3
Italy	1.355	0.5	-1.3	0.565	1.1	-2.6	1.857	2.4	6.6	0.774	2.9	5.2
Spain	1.079	-	-2.5	0.534	-	-4.3	1.479	1.8	5.3	0.732	1.8	3.4
UK	0.964	-0.2	-0.1	0.336	-0.6	-4.0	1.960	2.3	10.1	0.683	1.9	5.8
Japan	141.0	1.4	2.9	80.5	2.4	5.0	1.181	3.3	-0.2	0.674	4.3	1.7
Canada	1.064	-0.2	-3.5	0.752	-0.3	-4.7	1.003	-0.2	2.7	0.709	-0.3	1.4
USA	0.789	-2.4	0.4	0.684	-2.7	0.4	0.789	-2.4	0.4	0.684	-2.7	0.4
AUTOMOTIVE DIESEL ² (Price per Litre)												
France	0.915	1.2	-1.9	0.489	2.3	-5.2	1.254	3.1	5.9	0.670	4.2	2.4
Germany	0.962	-0.9	-3.2	0.492	-1.8	-6.1	1.319	0.9	4.5	0.674	0.0	1.4
Italy	0.961	0.8	-4.2	0.545	1.5	-7.6	1.317	2.7	3.5	0.747	3.3	-0.2
Spain	0.834	1.2	-1.9	0.532	1.9	-4.3	1.143	3.1	6.0	0.729	3.8	3.3
UK	0.825	-0.4	-1.6	0.341	-0.9	-7.1	1.678	2.1	8.5	0.693	1.6	2.4
Japan	120.0	1.7	5.3	82.2	2.4	7.5	1.005	3.6	2.0	0.689	4.3	4.2
Canada	0.978	0.8	-3.9	0.745	1.1	-4.7	0.922	0.8	2.3	0.702	1.1	1.4
USA	0.757	2.0	-1.9	0.635	2.4	-2.3	0.757	2.0	-1.9	0.635	2.4	-2.3
DOMESTIC HEATING OIL (Price per 1000 Litres)												
France	639.05	1.2	-5.0	477.72	1.3	-5.6	876.0	3.0	2.6	654.8	3.2	2.0
Germany	618.69	3.1	-4.3	458.56	3.6	-7.5	848.0	5.0	3.4	628.6	5.5	-0.1
Italy	1115.95	1.1	-2.5	526.75	1.9	-4.3	1529.6	2.9	5.3	722.0	3.8	3.4
Spain	620.36	2.3	-4.6	450.08	2.8	-5.4	850.3	4.2	3.1	616.9	4.7	2.2
UK	390.97	1.6	-1.6	295.45	2.0	-9.5	795.1	4.1	8.5	600.9	4.6	-0.2
Japan ³	80798	1.5	0.3	76950	1.5	0.3	677.0	3.4	-2.8	644.8	3.4	-2.8
Canada	844	0.9	-4.7	758	0.9	-4.7	795.2	0.9	1.4	714.4	0.9	1.4
USA
LOW SULPHUR FUEL OIL FOR INDUSTRY ² (Price per Metric Ton)												
France	327.94	7.6	3.7	309.44	8.1	4.0	449.5	9.5	12.0	424.2	10.0	12.3
Germany	270.65	4.9	-6.7	245.65	5.4	-7.4	371.0	6.8	0.7	336.7	7.3	0.0
Italy	366.56	6.4	4.3	335.17	7.0	4.8	502.4	8.4	12.7	459.4	9.0	13.2
Spain	360.28	5.7	0.5	345.28	5.9	0.4	493.8	7.6	8.6	473.3	7.9	8.4
UK	278.54	0.8	-1.7	204.18	1.1	-8.0	566.5	3.3	8.3	415.2	3.6	1.4
Japan	67744	-	1.3	64518	-	1.3	567.6	1.9	-1.8	540.6	1.9	-1.8
Canada
USA

1 Unleaded premium (95 RON) for France, Germany, Italy, Spain, UK; regular unleaded for Canada, Japan and the United States.

2 VAT excluded from prices for automotive diesel and low sulphur fuel oil when refunded to industry.

3 Kerosene for Japan.

* Prices for France, Germany, Italy and Spain are in Euro; UK in British Pounds, Japan in Yen, Canada in Canadian Dollars.

© OECD/IEA, 2007



END-USER PETROLEUM PRODUCT PRICES AND AVERAGE CRUDE OIL IMPORT COSTS

July 2007

AVERAGE END-USE PRICES *

	Aug06	Sep06	Oct06	Nov06	Dec06	Jan07	Feb07	Mar07	Apr07	May07	Jun07	Jul07
GASOLINE ¹ (Price per Litre)												
France	1.325	1.208	1.161	1.154	1.164	1.184	1.171	1.220	1.267	1.311	1.316	1.316
Germany	1.376	1.256	1.211	1.191	1.205	1.230	1.229	1.276	1.322	1.379	1.393	1.367
Italy	1.382	1.262	1.223	1.220	1.219	1.211	1.200	1.234	1.267	1.310	1.348	1.355
Spain	1.114	1.009	0.955	0.942	0.950	0.938	0.937	0.981	1.022	1.064	1.079	1.079
UK	0.974	0.906	0.864	0.855	0.877	0.873	0.861	0.881	0.915	0.947	0.966	0.964
Japan	144.0	144.0	141.0	137.0	134.0	133.0	129.0	129.0	130.0	136.0	139.0	141.0
Canada	1.093	0.906	0.877	0.881	0.916	0.879	0.876	1.017	1.055	1.118	1.066	1.064
USA	0.791	0.675	0.595	0.587	0.611	0.597	0.588	0.662	0.743	0.816	0.808	0.789
AUTOMOTIVE DIESEL ² (Price per Litre)												
France	0.937	0.902	0.869	0.863	0.861	0.856	0.849	0.867	0.887	0.891	0.904	0.915
Germany	0.997	0.957	0.930	0.917	0.927	0.901	0.900	0.921	0.948	0.960	0.971	0.962
Italy	1.006	0.970	0.934	0.930	0.928	0.918	0.901	0.920	0.934	0.942	0.953	0.961
Spain	0.857	0.822	0.786	0.775	0.775	0.759	0.761	0.780	0.803	0.811	0.824	0.834
UK	0.843	0.808	0.780	0.776	0.793	0.784	0.766	0.782	0.805	0.820	0.828	0.825
Japan	120.0	121.0	118.0	115.0	113.0	113.0	110.0	109.0	110.0	116.0	118.0	120.0
Canada	1.061	0.983	0.900	0.895	0.928	0.964	0.931	0.979	0.999	0.979	0.970	0.978
USA	0.801	0.736	0.666	0.669	0.690	0.661	0.648	0.696	0.750	0.739	0.742	0.757
DOMESTIC HEATING OIL (Price per 1000 Litres)												
France	681.77	647.86	615.66	611.05	606.46	575.89	581.59	592.28	617.38	619.74	631.58	639.05
Germany	651.87	632.92	608.44	583.09	568.92	540.36	552.21	564.87	586.25	587.71	599.91	618.69
Italy	1148.09	1117.56	1086.42	1081.13	1083.54	1047.35	1052.02	1064.89	1087.79	1092.13	1104.12	1115.95
Spain	651.14	624.18	586.07	585.63	578.81	554.72	540.46	565.79	579.47	593.84	606.27	620.36
UK	395.82	375.45	356.31	346.92	374.26	341.74	330.48	356.35	372.59	379.51	384.85	390.97
Japan ³	85120	85398	83291	79024	77362	76696	74148	73482	73926	77971	79578	80798
Canada	899.20	818.50	753.32	759.56	808.52	812.99	814.26	848.01	852.00	844.00	836.01	843.50
USA	699.80	668.60	633.00	627.40	649.90	625.60	640.60	661.80	675.00	678.10	676.50	..
LOW SULPHUR FUEL OIL FOR INDUSTRY ² (Price per Metric Ton)												
France	317.16	277.91	262.70	262.15	251.59	237.02	241.05	250.65	276.72	291.39	304.86	327.94
Germany	293.70	282.30	257.64	255.73	250.69	240.79	227.47	221.33	232.79	251.75	258.08	270.65
Italy	357.21	316.28	296.92	295.04	284.56	273.16	280.77	294.67	317.10	331.18	344.50	366.56
Spain	372.22	338.46	303.45	300.34	289.15	282.51	276.46	292.89	309.54	328.52	340.90	360.28
UK	288.71	250.07	222.94	226.08	240.09	228.50	233.89	242.26	260.05	274.52	276.41	278.54
Japan	70944	70392	66524	65314	65314	62770	60560	61664	62218	66638	67744	67744
Canada
USA	405.85	370.32	335.92	328.93	335.36	327.81	339.56	341.51	351.86	378.71

1 Unleaded premium (95 RON) for France, Germany, Italy, Spain, UK; regular unleaded for Canada, Japan and the United States.

2 VAT excluded from prices for automotive diesel and low sulphur fuel oil when refunded to industry.

3 Kerosene for Japan.

* Prices for France, Germany, Italy and Spain are in Euro; UK in British Pounds, Japan in Yen, Canada in Canadian Dollars.

© OECD/IEA, 2007



END-USER PETROLEUM PRODUCT PRICES AND AVERAGE CRUDE OIL IMPORT COSTS

July 2007

AVERAGE END-USE TAXES *

	Aug06	Sep06	Oct06	Nov06	Dec06	Jan07	Feb07	Mar07	Apr07	May07	Jun07	Jul07
GASOLINE ¹ (Tax per Litre)												
France	0.806	0.787	0.779	0.778	0.780	0.796	0.794	0.802	0.810	0.817	0.818	0.818
Germany	0.845	0.828	0.822	0.819	0.821	0.851	0.851	0.859	0.866	0.875	0.877	0.873
Italy	0.794	0.774	0.768	0.767	0.767	0.766	0.764	0.770	0.775	0.782	0.789	0.790
Spain	0.550	0.535	0.528	0.526	0.527	0.525	0.525	0.531	0.537	0.543	0.545	0.545
UK	0.616	0.606	0.600	0.598	0.615	0.614	0.612	0.615	0.620	0.625	0.628	0.628
Japan	60.7	60.7	60.5	60.3	60.2	60.1	59.9	59.9	60.0	60.3	60.4	60.5
Canada	0.314	0.303	0.302	0.302	0.304	0.302	0.302	0.310	0.312	0.315	0.312	0.312
USA	0.105	0.105	0.105	0.105	0.105	0.105	0.105	0.105	0.105	0.105	0.105	0.105
AUTOMOTIVE DIESEL ² (Tax per Litre)												
France	0.417	0.417	0.417	0.417	0.417	0.426	0.426	0.426	0.426	0.426	0.426	0.426
Germany	0.470	0.470	0.470	0.470	0.470	0.470	0.470	0.470	0.470	0.470	0.470	0.470
Italy	0.413	0.413	0.416	0.416	0.416	0.416	0.416	0.416	0.416	0.416	0.416	0.416
Spain	0.294	0.294	0.294	0.294	0.294	0.302	0.302	0.302	0.302	0.302	0.302	0.302
UK	0.471	0.471	0.471	0.471	0.484	0.484	0.484	0.484	0.484	0.484	0.484	0.484
Japan	37.8	37.9	37.7	37.6	37.5	37.5	37.3	37.3	37.3	37.6	37.7	37.8
Canada	0.238	0.234	0.229	0.229	0.231	0.233	0.231	0.233	0.235	0.233	0.233	0.233
USA	0.122	0.122	0.122	0.122	0.122	0.122	0.122	0.122	0.122	0.122	0.122	0.122
DOMESTIC HEATING OIL (Tax per 1000 Litres)												
France	168.33	162.77	157.49	156.74	155.99	150.98	151.91	153.66	157.78	158.16	160.10	161.33
Germany	151.26	148.65	145.27	141.78	139.82	147.63	149.52	151.54	154.95	155.19	157.13	160.13
Italy	594.56	589.47	584.28	583.40	583.80	577.77	578.55	580.69	584.51	585.23	587.23	589.20
Spain	174.52	170.80	165.55	165.49	164.55	161.22	159.26	162.75	164.64	166.62	168.33	170.28
UK	70.85	69.88	68.97	68.52	94.72	93.17	92.64	93.87	94.64	94.97	95.23	95.52
Japan ³	4053	4067	3966	3763	3684	3652	3531	3499	3520	3713	3789	3848
Canada	91.29	83.10	76.48	77.12	82.09	82.54	82.67	86.10	86.50	85.69	84.88	85.64
USA
LOW SULPHUR FUEL OIL FOR INDUSTRY ² (Tax per Metric Ton)												
France	18.50	18.50	18.50	18.50	18.50	18.50	18.50	18.50	18.50	18.50	18.50	18.50
Germany	25.00	25.00	25.00	25.00	25.00	25.00	25.00	25.00	25.00	25.00	25.00	25.00
Italy	31.39	31.39	31.39	31.39	31.39	31.39	31.39	31.39	31.39	31.39	31.39	31.39
Spain	14.43	14.43	14.43	14.43	14.43	15.00	15.00	15.00	15.00	15.00	15.00	15.00
UK	61.61	61.61	61.61	61.61	74.36	74.36	74.36	74.36	74.36	74.36	74.36	74.36
Japan	3378	3352	3168	3110	3110	2989	2884	2936	2963	3173	3226	3226
Canada
USA

1 Unleaded premium (95 RON) for France, Germany, Italy, Spain, UK; regular unleaded for Canada, Japan and the United States.

2 VAT excluded from prices for automotive diesel and low sulphur fuel oil when refunded to industry.

3 Kerosene for Japan.

* Taxes for France, Germany, Italy and Spain are in Euro; UK in British Pounds, Japan in Yen, Canada in Canadian Dollars.

© OECD/IEA, 2007



END-USER PETROLEUM PRODUCT PRICES AND AVERAGE CRUDE OIL IMPORT COSTS

July 2007

AVERAGE CRUDE OIL IMPORT COSTS (USD/barrel)

	France	Germany	Italy	Spain	UK	Japan	Canada	USA
1987	..	18.32	17.78	18.29	18.05	17.99	18.59	17.73
1988	..	15.26	14.86	14.42	14.92	15.47	15.48	14.33
1989	..	18.23	17.48	17.22	17.60	16.91	18.56	17.50
1990	..	23.17	23.23	21.88	22.92	22.64	24.15	21.07
1991	..	20.36	19.14	18.50	20.06	20.14	20.83	18.23
1992	18.94	19.13	18.30	17.31	19.07	19.30	19.46	17.73
1993	16.05	16.88	15.87	15.13	16.58	17.47	17.19	15.87
1994	15.76	15.81	15.49	15.24	15.83	16.48	16.30	15.06
1995	17.14	17.07	16.90	16.96	17.29	18.02	17.76	16.74
1996	20.82	20.68	20.53	20.45	21.08	20.55	21.26	20.16
1997	18.99	19.01	18.88	18.34	19.32	20.55	20.59	18.34
1998	12.43	12.48	12.21	11.80	12.64	13.68	13.15	12.02
1999	17.45	17.51	17.10	16.99	18.01	17.38	17.85	17.06
2000	28.18	28.09	27.77	27.16	28.45	28.72	29.10	27.54
2001	24.13	24.15	23.87	23.32	24.45	25.01	24.87	22.07
2002	24.63	24.40	24.34	23.95	24.58	24.96	24.97	23.52
2003	28.87	28.44	28.58	28.13	29.13	29.26	29.53	27.66
2004	37.61	36.65	36.60	36.03	37.75	36.59	38.13	35.86
2005	52.74	52.30	51.33	50.54	53.79	51.57	52.37	48.82
2006	63.69	63.29	62.50	60.99	65.00	64.03	64.33	59.15
1Q2004	31.86	31.11	31.02	30.70	31.87	31.69	32.72	31.05
2Q2004	34.54	34.10	34.06	33.82	35.00	35.37	35.08	33.80
3Q2004	40.85	39.71	39.22	38.58	40.77	38.95	39.84	38.01
4Q2004	43.05	41.49	42.03	40.88	42.71	40.44	44.96	40.30
1Q2005	45.45	44.56	43.83	42.40	46.20	41.68	44.02	40.50
2Q2005	49.44	49.13	48.56	47.41	49.76	50.56	49.84	45.87
3Q2005	59.50	59.45	57.31	57.17	60.94	57.23	58.47	55.95
4Q2005	56.35	55.86	54.62	54.34	57.22	56.92	57.11	52.94
1Q2006	60.84	60.02	58.99	58.35	61.26	60.21	59.69	54.39
2Q2006	67.48	66.73	66.01	64.58	68.81	65.80	67.41	63.12
3Q2006	68.27	68.09	67.76	64.39	69.86	70.62	69.26	64.71
4Q2006	58.65	58.19	57.74	56.63	59.64	60.04	59.67	53.69
1Q2007	57.33	56.78	55.34	51.88	57.85	57.55	56.94	53.39
May-05	47.45	46.45	46.33	44.85	47.47	50.74	48.85	43.81
Jun-05	51.41	52.05	50.24	49.03	52.70	50.51	50.26	47.98
Jul-05	56.21	56.10	53.94	54.39	57.40	54.63	54.19	52.43
Aug-05	61.12	60.90	59.04	58.05	63.58	56.97	59.69	56.70
Sep-05	61.45	60.97	59.08	59.30	61.78	60.16	61.96	59.33
Oct-05	57.85	57.59	56.02	54.50	58.38	59.60	59.83	56.00
Nov-05	54.65	54.18	54.07	53.96	56.23	56.55	56.48	51.85
Dec-05	56.34	55.72	53.88	54.53	56.87	54.74	55.07	51.08
Jan-06	60.72	60.97	58.97	57.05	62.13	57.80	58.88	54.50
Feb-06	61.10	59.10	59.20	58.87	60.52	61.57	60.80	54.01
Mar-06	60.75	59.85	58.81	59.20	60.93	61.15	59.31	54.63
Apr-06	67.36	66.85	65.60	64.66	69.69	62.38	65.73	60.78
May-06	68.21	67.27	66.79	64.33	69.06	67.53	70.03	64.31
Jun-06	66.88	66.08	65.73	64.77	67.76	68.07	67.10	64.27
Jul-06	70.87	70.79	69.08	64.33	73.01	68.89	70.00	67.21
Aug-06	71.08	71.68	71.30	67.91	73.15	72.40	72.21	66.92
Sep-06	61.61	61.45	63.11	61.27	62.23	70.57	65.11	59.94
Oct-06	57.53	56.78	56.87	56.68	57.71	62.29	59.13	53.86
Nov-06	57.58	57.50	56.36	54.71	58.02	58.91	58.29	52.71
Dec-06	60.77	60.28	59.92	58.24	62.59	59.06	61.66	54.42
Jan-07	54.98	53.66	53.24	51.14	53.27	59.62	55.89	51.50
Feb-07	56.77	56.32	53.93	47.77	57.39	54.34	55.89	52.52
Mar-07	61.12	60.38	58.61	57.33	62.65	58.25	59.38	56.04
Apr-07	65.72	65.67	64.51	64.15	67.75	62.38	65.96	59.63
May-07	67.49	66.33	65.20	64.43	68.04	67.16	64.11	61.38